



*Suppliers of innovative
building products.*

Quality. Efficiency.
Versatility. Innovation.

CALL (03) 9971 2022



***Quality. Efficiency.
Versatility. Innovation.***

About us

Impact Construction Systems specialise in the design, development and manufacture of innovative building products for commercial fit-outs. Our advisory service, industry experience and expertise have enabled us to service the needs of organisations Australia-wide for over 30 years.

Assurance of service

As a family owned business, we understand that personal service is critical. We offer a complete supply solution, including:

- Material take-off services
- Industry advisory services
- Site deliveries
- Custom cutting services



Make an architectural statement with Rediframe™

Enhance your next construction project with Rediframe. With a sharp, contemporary commercial appearance, Rediframe is the most versatile door and window frame system available. Supplied in knock-down form and packaged with all necessary accessories, Rediframe is adjustable on site for easy installation.

Sizes

- Standard: Frames are available in standard sizes for time efficient installation
- Custom: Frames can be custom made to suit your requirements

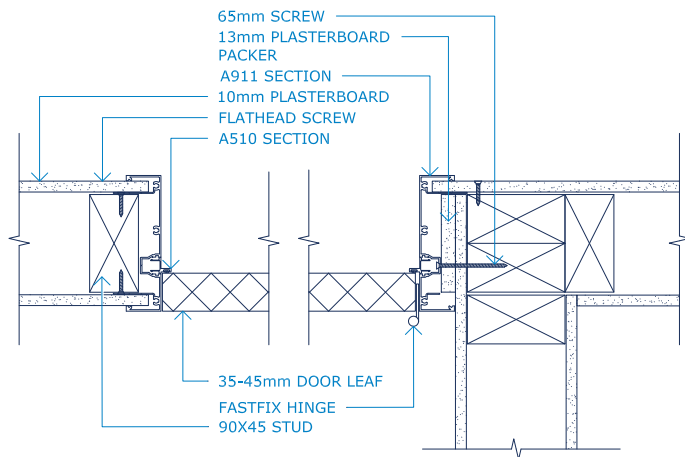
Finishes

- All frames supplied are carried in stock in natural anodised finish
- All frames can be finished with any commercially available powder coat finish

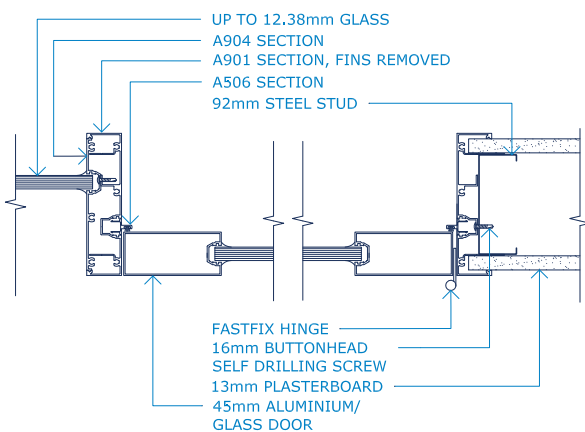
Applications

- Compatible with 90mm timber and steel stud framing systems
- Compatible with 10 or 13 mm plasterboard
- Compatible with doors from 35-45mm thickness

Rediframe Jamb installation with adjacent wall detail



Rediframe Jamb installation showing glazing detail



Executive Partition Suites

Introducing Impact Construction System's Executive Series Partition Suites.

Designed to suit a range of wall cavities, our Executive Series Partition Suites offer a fresh, contemporary style to compliment the fit-out of your commercial space. Made with external grade aluminium, the Executive Series is highly durable and versatile with ease of installation the predominant feature.

Sizes

- Suits stud wall framing of 51mm to 92mm
- Systems to suit 10 and 13mm plasterboard
- Standard commercial lengths
- Cut to size service available

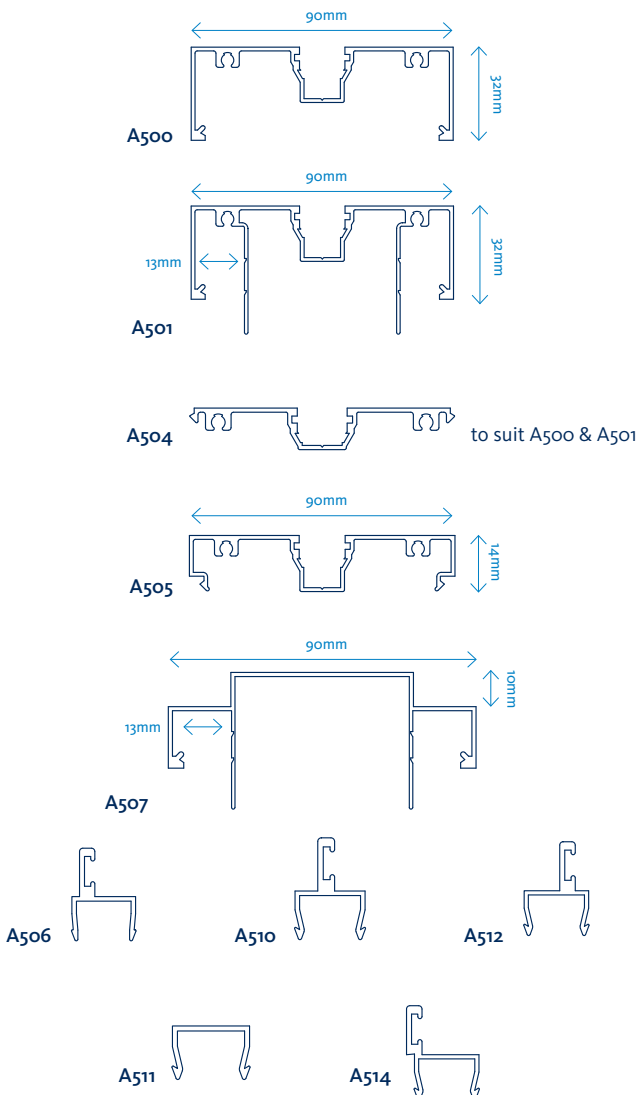
Finishes

- Mill finish
- Natural anodized
- Powdercoat colour range


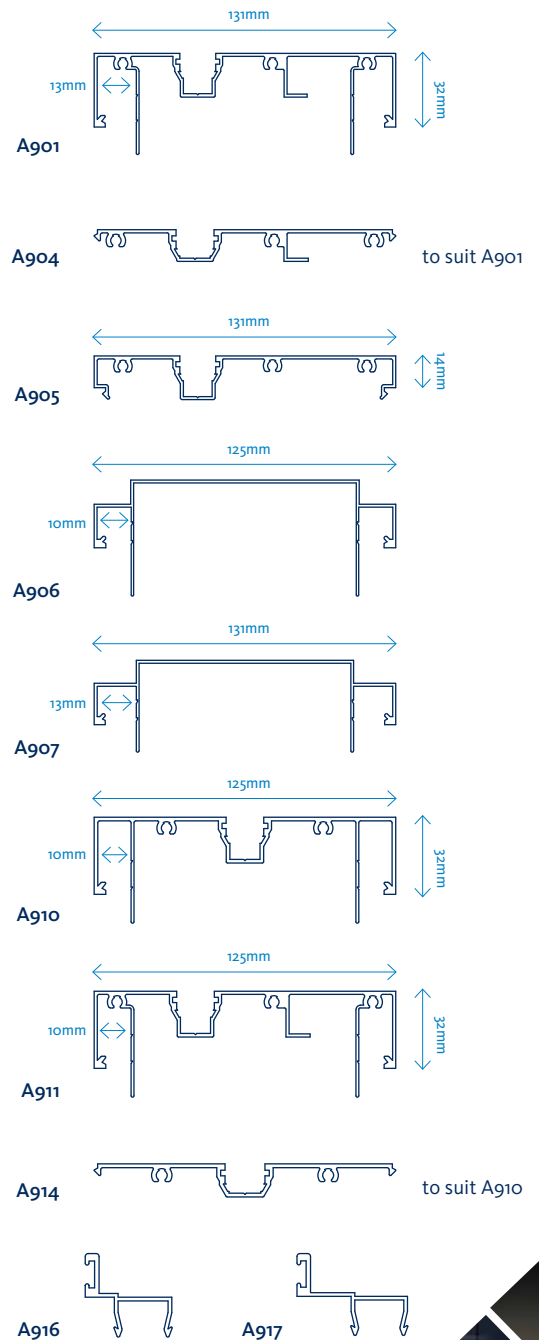
Applications

- Office partitioning
- Contemporary residential projects
- Any Commercial, Industrial or Public use facility
- Compatible with multi-layered plasterboard applications

500 Series -to suit 51mm stud



900 Series -to suit 90mm stud



Products

*Design to delivery.
Mark of quality.
Assurance of service.*

Products

Impact Construction Systems are committed to delivering unrivalled innovation across our extensive range of construction and fit-out materials.

- Specialty aluminium extrusions
- Aluminium framed doors
- Suspended ceiling systems
- Timber mezzanine systems & flooring
- Metal stud framing systems
- Thermal and acoustic insulation
- Fasteners and tools
- Timber doors
- Plasterboard and accessories
- MDF sheeting
- Commercial door hardware
- Washroom fixtures and accessories





5 Holland Dve Melton Vic 3337
P 03 9971 2022 F 03 9746 0966
E enquire@impactsystems.net.au