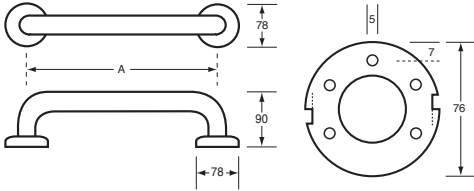





Code ML 327 - ML 337 Series

Material #304 Stainless Steel - 32mmØ
Finish Satin Stainless Steel
Mounting Concealed Fix - 78mmØ Mount



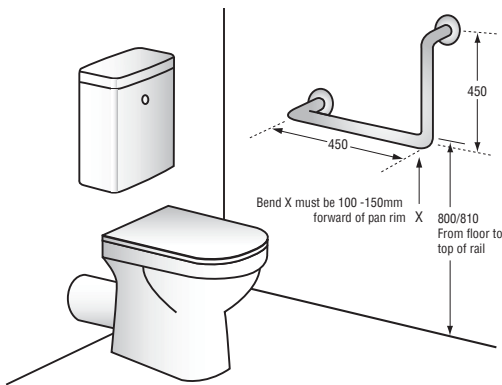
PRODUCT CODE	LENGTH A	DIAMETER
ML 327	300	32
ML 328	350	32
ML 329	400	32
ML 330	450	32
ML 331	600	32
ML 332	750	32
ML 333	900	32
ML 334	1000	32
ML 335	1200	32
ML 336	1500	32
ML 337-18	1800	32
ML 337-21	2100	32
ML 337-24	2400	32

Straight Grab Rail



Code MLR 112

Material #304 Stainless Steel - 32mmØ
Finish Satin Stainless Steel
Mounting Concealed Fix - 78mmØ Mount
Note Suits Right Hand or Left Hand installation

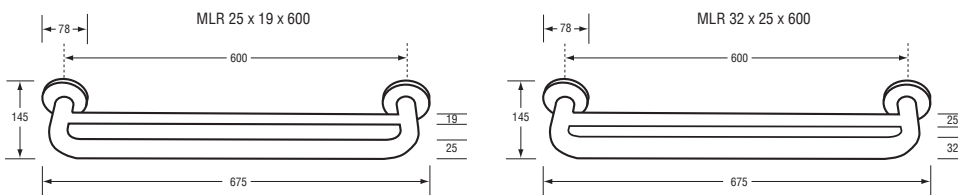


90° Ambulant Grab Rail



Code MLR 25 x 19 x 600 & MLR 32 x 25 x 600

Material #304 Satin Stainless Steel
Mounting Concealed Fix - 78mmØ Mount



Combined Grab Rail & Towel Rail



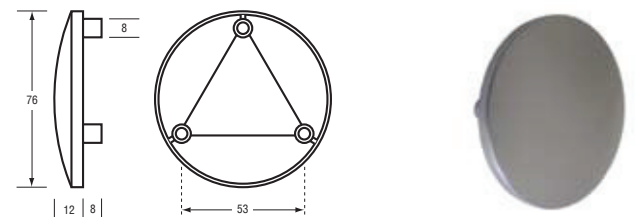
Code ML 385 & ML 386 Hand Rail Brackets

Material #304 Satin Stainless Steel - 15mmØ
Mounting Concealed Fix - 65mmØ Mount
Specify ML 385 Flat Mount, ML 386 Concave Mount



Code MLR BT Hand Rail Concealed Fix Face Plate

Material Diecast Zinc
Mounting Concealed Fix - 76mmØ Mount



Note: Products depicted on this page may be subject to Building Code of Australia, local Council or other Regulatory Authority requirements with regard to location and height of installation, and is the responsibility of the specifier/installer to determine compliance if applicable. The photographs and line drawings of the products in this catalogue are representational only. Metlam Australia Pty Ltd reserves the right to, and from time to time, make changes and improvements in design and dimensions.