




























# Series R - Specifications

## FEATURES

<b>Size</b>	165 x 46 x 11.5mm thick	<b>Material</b>	Manufactured from grade 304 stainless steel for ultimate durability.
<b>Fixing</b>	Concealed External and Visible Internal	<b>Spindle</b>	7.6mm standard
<b>Standard Finishes</b>	SSS, PSS.		
<b>Door Thickness</b>	32-50mm doors.		

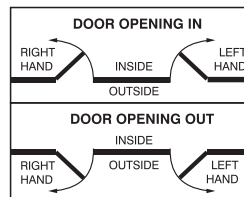
## ORDERING CODES

-  **R01** Concealed Cylinder
-  **R02** Visible Cylinder
-  **R03** Visible Turn Snib
-  **R03I** Visible Indicator Turn Snib
-  **R04** Concealed Emergency
-  **R04I** Concealed Emergency Indicating
-  **R05** Concealed Plain
-  **R06** Visible Plain
-  **R08D** Visible Disabled Turn Snib
-  **R08H** Visible Hospital Turn Snib
-  **R09I** Concealed Indicator Turn Snib
-  **R10DI** Visible Disabled Indicator Turn Snib
-  **R10HI** Visible Disabled Indicator Turn Snib
-  **R11** Concealed Cylinder Plate
-  **R12** Visible Cylinder Plate
-  **R13** Visible Turn Snib Plate
-  **R14** Concealed Emergency Plate
-  **R14I** Concealed Emergency Plate Indicator
-  **R15** Concealed Plain Plate
-  **R16** Visible Plain Plate
-  **R17** Visible Cylinder Plate Offset "D"
-  **R18** Concealed Double Cylinder Plate
-  **R18/** Visible Double Cylinder Plate Offset "D"
-  **R19DI** Concealed Disabled Indicator Turn Snib
-  **R19HI** Concealed Hospital Indicator Turn Snib

### Finishes

Satin Stainless Steel	SSS
Polished Stainless Steel	PSS

### Door Handing



Manufactured to suit Australian Mortice Locks and Latches. Order 8mm spindle to suit European locks.

### Ordering Example

## R0151LHSSS

Finish (SSS, PSS)  
 \*Handing (LH or RH)  
 Lever Design (50, 51, 52, 54, 55)  
 Plate Design (R01-R19)



Fire Rated



NOVAS ARCHITECTURAL

## Series R - Lever Options

LEVER 50



LEVER 54



LEVER 51



LEVER 55



LEVER 52

