

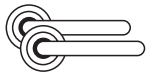


# Series B - Specifications

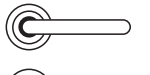
## FEATURES

<b>Size</b>	54mm diameter x 10mm thick	<b>Material</b>	Manufactured from grade 304 stainless steel for ultimate durability.
<b>Fixing</b>	Concealed 38mm-41mm horizontal bolt through fixing.	<b>Spindle</b>	7.6mm standard
<b>Standard Finishes</b>	SSS, PSS		
<b>Door Thickness</b>	32-50mm doors.		

## ORDERING CODES



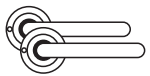
**B01** Complete Set



**B02** Half Set



**B03** Blank Rose



**B04** Privacy Set



**B06** Concealed Turn Snib Round



**B07** Visible Turn Snib Oval



**B08** Cylinder Escutcheon



**B09** Emergency Release



**B09I** Emergency Release Indicating

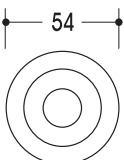



**B10** Euro Escutcheon

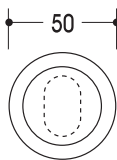

**B11** Privacy Set Indicating B09I/B07/12907 bolt through with screw on cap

**B12** Privacy Set Indicating B09I/B06/12907 bolt through with screw on cap

**B13** Privacy Set Indicating B09I/B06D/12907 bolt through with screw on cap



Series B Rose

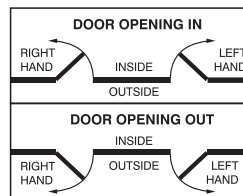


Series B Escutcheons

## Finishes

Satin Stainless Steel	SSS
Polished Stainless Steel	PSS

## Door Handing



Manufactured to suit Australian Mortice Locks and Latches. Order 8mm spindle to suit European locks.

## Ordering Example

### B0152SSS

Finish (SSS, PSS)

Lever Design (50, 51, 52, 54, 55)

Rose Design (B01-B10)



Fire Rated



NOVAS ARCHITECTURAL

## Series B - Lever Options

LEVER 50



LEVER 54



LEVER 51



LEVER 55



LEVER 52

